

DOT Articulation II

Sentences & Paragraphs



Written by Rachele Ellsworth, M.S., CCC-SLP

Editorial Reviewer: Karen E. Martin, M. Ed

Illustrator: Shawn Encarnacion

Copyright © 2007 by Speech Corner. All rights reserved. Permission is granted for a single user to reproduce the material contained herein for personal use with his or her own students. Reproduction of this entire book for any reason is prohibited. Reproduction or distribution of these materials for several teachers, an entire school system, or as a “master” copy is strictly prohibited.

Speech Corner
P.O. Box 6727
Chandler, AZ 85246

Table of Contents

Introduction	iv
K	1-18
G	19-36
F	37-54
TH	55-72
SH	73-90
CH	91-108
J	109-126
L	127-144
L Blends	145-162
R	163-180
R Blends	181-198
S	199-216
S Blends	217-234
Master Sheets	235-252
Tracking Chart	253

Introduction

DOT Articulation II: Sentences & Paragraphs is designed to provide fun and motivating articulation activities for students that have mastered correct articulation at the word level and need more challenging speech production activities.

This reproducible workbook provides a wonderful array of exercises with sentences and paragraphs to challenge your students. The activities are designed to improve articulation with the target sound in all word positions at the sentence and paragraph level. The ink daubers continue to serve as the motivation component while the students demonstrate correct articulation. There are multiple game sheets and a variety of formats for each target sound so that skills can be practiced repeatedly, yet without boredom.

To use this workbook, the instructor should select a game sheet which targets the student's specific target sound in either a sentence or paragraph format. Each student should get an ink dauber and then therapy can begin! Directions are given at the top of each game sheet and can be followed easily. If you desire to make your own game sheet, then you may fill out a master page at the end of this book. An individual tracking chart is also included for your convenience in charting progress.


Many students find the use of the ink daubers motivating time after time. However, other items can be used as incentives as you progress through this book. Ink daubers can be replaced with motivating stickers, small snacks, magnetic chips, or other items that students can place in the circles as they correctly progress through each game sheet. The students can also color the circles upon completion of the exercises. Use your expertise and knowledge of your students as your guide to help keep them motivated. *DOT Articulation II: Sentences & Paragraphs* provides a unique, motivating, and flexible format for students as they work on improving their articulation skills!

Dotting Sentences


Name _____

Read aloud each sentence. Read each sentence a second time and use your ink dauber to dot the circle underneath each target word as you read it.


1. **Karen** wanted to feed **popcorn** to her pet **duck**.



2. The **king** wore a **checkered** shirt with a blue **pocket**.



3. A **snake** scared a **woodpecker** that was **pecking** a tree.




4. The **cowgirl** gave me a **book** to read while I was riding in the **car**.



5. **Carol** paid me to watch her **monkey** while she was on **vacation** in **California**.





6. I rode my **bike** to the **lake** so I could **take** my new **canoe** out on the water.



Paragraph Dots

Name _____

Read aloud the paragraph. Use your ink dauber to dot a small circle each time you finish reading the entire paragraph using your best speech.



Last August, Mrs. Wagner gathered her children together and took them to the carnival. Her son, Gordon, and her daughter, Peggy, were both very eager to go. When they arrived, Gordon went straight for the go-carts. He was a very good driver and always used his signal. Peggy loved riding the merry-go-round and got to ride it many times. Peggy and Gordon played a lot of games and ate hotdogs and hamburgers for lunch. They really enjoyed the carnival and had a great time. When it was time to go, Peggy and Gordon thanked their mother for such a good time. They won't forget the fun they had at the carnival for a very long time!

Paragraph Completers

Name _____

Complete the paragraph by using words from the word bank. Use your ink dauber to mark off the word used and to dot the empty circle in the paragraph as you read it using your best speech.

Word Bank

phone

terrific

surf

finish

surfing

Ralph

Ralph and I talk on the every day after school. We both like to

and so we usually talk about surfing. Ralph is a surfer, but I still

need more practice. I can find time to practice after I my homework each

day. I usually meet at the beach and we practice together. He is really

good and shows me how to become better. After we finish surfing, we go home and

call each other and talk about some more!

Dotting Rates

Name _____

Read aloud the target sentence slowly and dot the *slow* circle with your ink dauber. Read aloud the target sentence quickly and dot the *fast* circle with your ink dauber. Be sure to say each target sentence using your best speech before marking the circles.

1.

slow



fast

2.

slow



fast

3.


slow



fast

4.

slow



fast

5.

slow



fast

6.

slow



fast


Follow the Paragraph

Name _____

Start where indicated and read the paragraph. Use your ink dauber to dot each circle as you travel to the next paragraph. Be sure to read the paragraph using your best speech before dotting each circle.

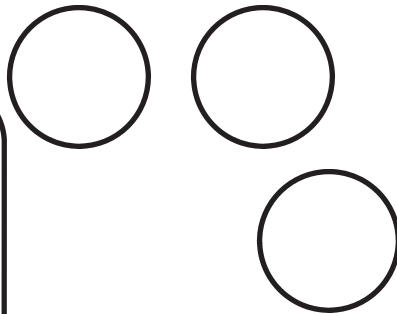
START

Jill has a huge piece of fudge in her jacket pocket. Jill and I both really like fudge, and since the piece is so large, I think Jill will share it. I hope the fudge in Jill's pocket doesn't melt before we eat it!

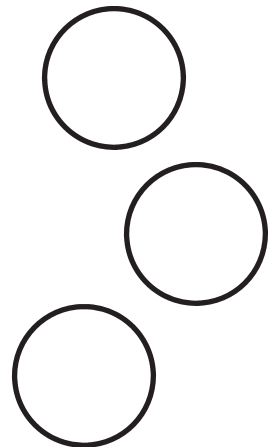


The soldier drives his jeep across the bridge to get to the village. When the soldier gets to the village, he hands out packages of food to the villagers. The soldier enjoys his job.


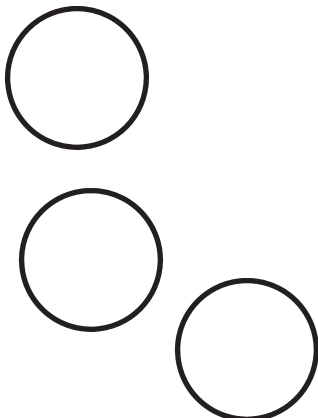
I can't imagine what life would be like if I were a magician. I just love magic and would be the best magician on stage. I would have to learn many magic tricks first, but I would be great at the job and would enjoy it.



Julia is saving money to buy a bird cage for her pigeon. She bought her pigeon from a teenager at the pet store. I think the teenager should have told Julia to buy the cage first, and then to buy the pigeon.



Jason loves jellybeans. He loves to eat jellybeans. He loves to juggle jellybeans. He even loves to arrange his jellybeans into different shapes. Jason really enjoys his jellybeans, and that's no joke!





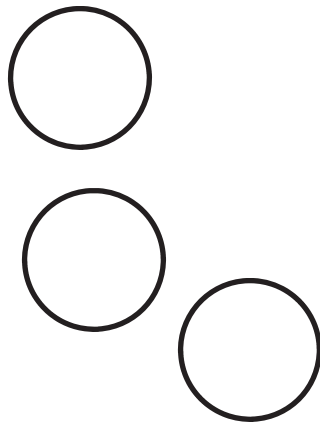

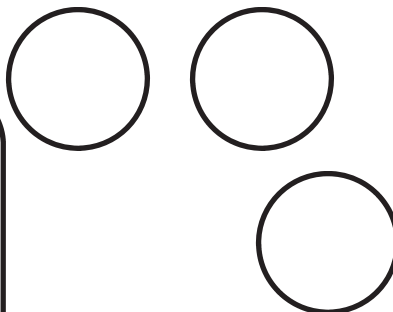

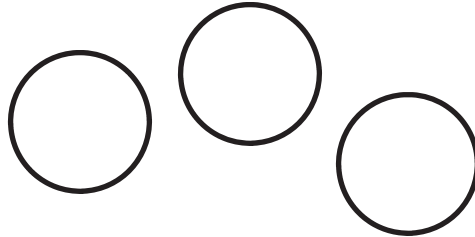
FINISH

Follow the Dots

Name _____

Start where indicated and read the sentence. Use your ink dauber to dot each circle as you travel to the next picture. Be sure to say the target sentence using your best speech before dotting each circle.

START



FINISH